



# **VISION 2030 JAMAICA AND THE FUTURE**

**PLANNING INSTITUTE OF JAMAICA  
PRESENTATION  
TO**

**JAMPRO/US EMBASSY  
FORUM OF THE FUTURE:  
JAMAICA 2030 & BEYOND**

**OCTOBER 20, 2015**

# **Vision 2030 Jamaica - National Development Plan**

- **First long-term (21 year) national development plan**
- **Bipartisan support – commenced in 2006 under PNP administration, launched formally in 2007 under JLP**
- **Overall aim – to guide Jamaica’s sustainable development to 2030**
- **First year of implementation FY 2009/2010**
- **Now in seventh year of implementation FY 2015/2016**



# Vision 2030 Jamaica Structure

National Vision



4 Goals



15 National Outcomes



84 National Strategies



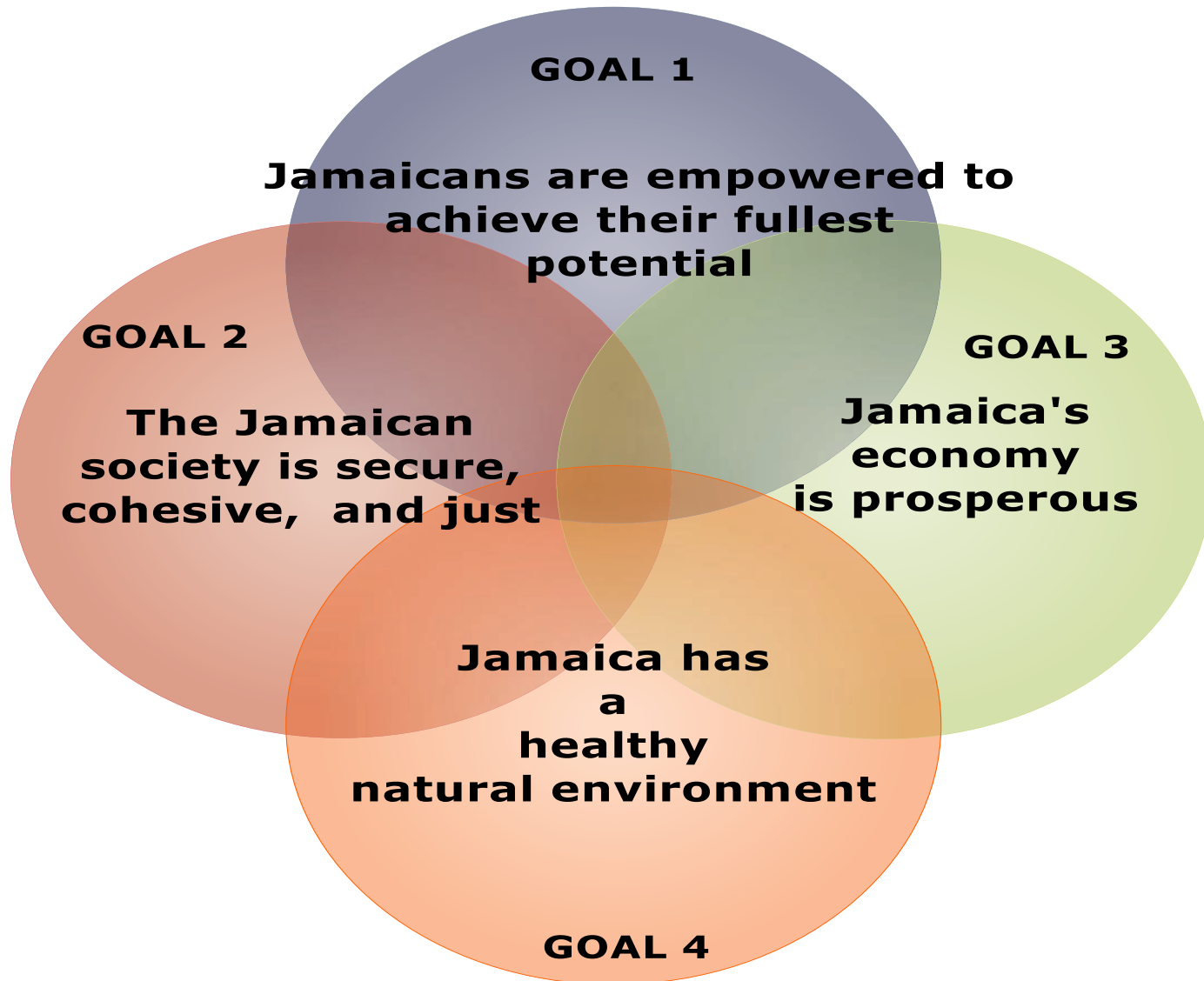
Sector Strategies and  
Actions



## National Vision Statement

**“ Jamaica, the place of choice to live, work,  
raise families, and do business ”**

# National Goals



# National Outcomes



1. A Healthy and Stable Population
2. World-Class Education and Training
3. Effective Social Protection
4. Authentic and Transformational Culture



5. Safety and Security
6. Effective Governance

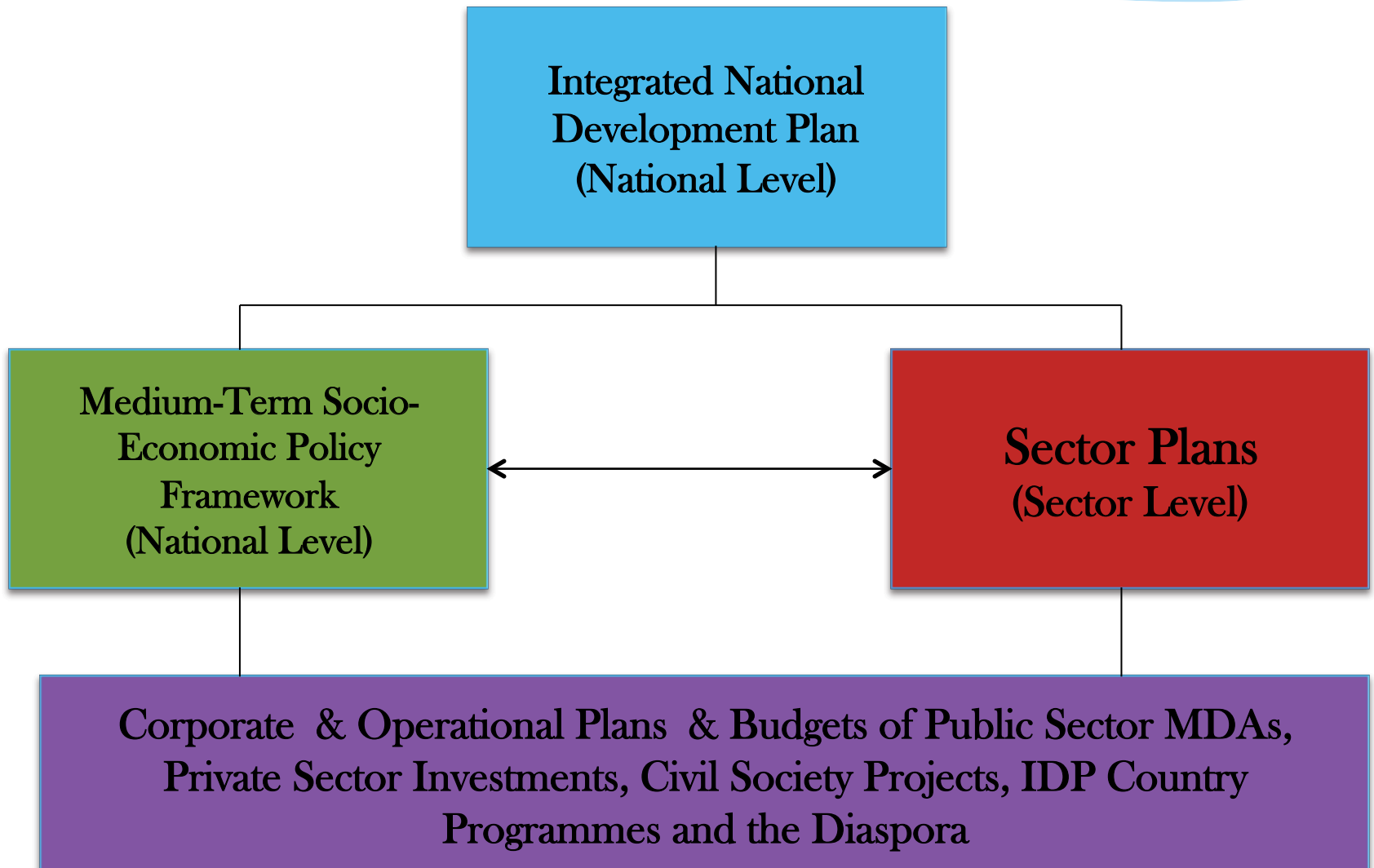


7. A Stable Macroeconomy
8. An Enabling Business Environment
9. Strong Economic Infrastructure
10. Energy Security and Efficiency
11. A Technology-Enabled Society
12. Internationally Competitive Industry Structures



13. Sustainable Management and Use of Environmental Resources
14. Hazard Risk Reduction and Adaptation to Climate Change
15. Sustainable Urban and Rural Development

# Integrated Planning and Implementation Framework







# Vision 2030 Jamaica – Report Card to Date

Components	Selected Highlights of Performance
<b>Planning and Implementation</b>	<ul style="list-style-type: none"><li>➤ Alignment of government policies, plans and budgets, and IDP country programmes, with Vision 2030 Jamaica</li><li>➤ Alignment with GOJ Economic Programme, Growth Agenda, Cabinet Strategic Priorities and IMF Programme</li><li>➤ 3-year Medium Term Frameworks (MTFs) completed for 2009-2012, 2012-2015 and 2015-2018</li></ul>
<b>Institutional Development</b>	<ul style="list-style-type: none"><li>➤ 13 Thematic Working Groups (TWGs) established to date</li><li>➤ Vision 2030 Jamaica Secretariat established at PIOJ</li></ul>
<b>Monitoring and Evaluation</b>	<ul style="list-style-type: none"><li>➤ Introduction of National Dashboard of Indicators and online e-Dashboard</li><li>➤ 3-Year Progress Reports completed for MTF 2009-2012 and MTF 2012-2015</li></ul>
<b>Communication</b>	<ul style="list-style-type: none"><li>➤ Ongoing consultations with stakeholders islandwide</li><li>➤ Popular Version and Audio Book of Plan completed and launched</li><li>➤ Collaboration with JIS, SDC, JCDC, MOE and Parish Councils</li><li>➤ Establishment of Vision 2030 Jamaica website</li><li>➤ Launch of social media campaign</li></ul>



# Indicator Framework – Summary of Performance over first six years 2009–2014

## Vision 2030 Jamaica Indicators – Dashboard of Performance

<u>Traffic Signal</u>	<u>No. of Indicators</u>	<u>%</u>	<u>Selected Indicators</u>
 Green	11	23%	Literacy, Life Expectancy, Inflation Rate, Population Growth Rate, Debt to GDP
 Yellow	15	32%	HDI, Murder Rate, Renewables, Agriculture Production Index
 Red	20	43%	Poverty, GDP, Unemployment, Environment (EPI)
 Grey	1	2%	Bauxite export earnings
<b>TOTAL</b>	<b>47</b>	<b>100%</b>	

### Traffic Signals (based on results up to and including 2014):

Green - Met or exceeded target (2015)

Yellow - Improved over baseline but did not meet target (2015)

Red - Equal to or worse than baseline year of 2007

Grey - Not applicable

Note: Measurement is against 2015 target for indicators with 2013 and 2014 data, and against 2012 target for indicators with pre-2013 data

# Selected Highlights of Performance To Date

Performance	Selected Indicators
Positive	<ul style="list-style-type: none"><li>➤ Increases in adult literacy and life expectancy</li><li>➤ Improvement in macroeconomic indicators - reduction in fiscal deficits, debt to GDP, current account deficits and inflation</li><li>➤ Fall in category 1 crime rate and murder rate from 2009-2014</li><li>➤ Reduction in energy intensity index and increase in percentage of renewables in energy mix</li><li>➤ Increase in agriculture production index 2009-2014</li></ul>
Negative	<ul style="list-style-type: none"><li>➤ Increase in poverty rate 2008-2012</li><li>➤ Increase in unemployment rate 2009-2013, with decline in 2014</li><li>➤ Performance below targets for a range of industries</li><li>➤ Decline in ranking for Environmental Performance Index (EPI) 2008-2012, with improvement in 2014</li></ul>
Mixed	<ul style="list-style-type: none"><li>➤ GDP growth rates 2009-2014</li><li>➤ Doing Business Index 2009-2015</li></ul>

# MTF 2015–2018 Priority Themes and National Outcomes

National Goals	Medium Term Theme	Priority National Outcomes
<p><b><u>National Goal # 1:</u> Jamaicans Are Empowered To Achieve Their Fullest Potential</b></p>	<p><b>Development and Protection of Human Capital</b></p>	<p><b>A Healthy and Stable Population</b></p> <p><b>World Class Education and Training</b></p> <p><b>Effective Social Protection</b></p>
<p><b><u>National Goal # 2:</u> The Jamaican Society Is Secure, Cohesive and Just</b></p>	<p><b>National Security and Justice</b></p>	<p><b>Security and Safety</b></p> <p><b>Effective Governance</b></p>
<p><b><u>National Goal # 3:</u> Jamaica’s Economy Is Prosperous</b></p>	<p><b>Economic Stability, Growth and Employment</b></p>	<p><b>A Stable Macroeconomy</b></p> <p><b>An Enabling Business Environment</b></p> <p><b>Priority Economic Projects</b></p>
<p><b><u>National Goal # 4:</u> Jamaica Has a Healthy Natural Environment</b></p>	<p><b>Environmental Sustainability and Climate Change Response</b></p>	<p><b>Hazard Risk Reduction and Adaptation to Climate Change</b></p>

# Vision 2030 Jamaica – Selected Long-Term Targets

Indicators	Baseline	Actual				Targets		
	2007	2011	2012	2013	2014	2015	2018	2030
Human Development Index (HDI)	n/a	0.714	0.715	0.715		0.754	≥0.754	0.8
Population growth rate (annual)	0.3%	0.3%	0.3%	0.2%	0.2%	0.35%	0.2%	0%
Percentage of labour force that is certified	18.5%	23.2%	23.5%	24.4%	24.6%	25%	30%	50%*
Murder rate (per 100,000 population)	59.5	42.0	40.6	44.2	36.9	35	30*	10
Debt to GDP ratio	109	132	135	133	131	132*	99	60
Real GDP annual growth rate	1.4%	1.4%	-0.5%	0.2%	0.5%	1.7%	2.7%	5.0%
% of renewables in energy mix	5.0%	8.1%	8.3%	8.6%	8.9%	12.5%	14%	20%
# of scientific publications (per million population)	48	65	38	33	53	≥62	≥66	≥105
Environmental Performance Index	79.1 (2008)		54.4		58.3		≥60.2	≥80

# Relevance of Vision 2030 Jamaica for the Future

- **Enduring national development planning framework with consensus support**
- **Benchmarking to regional and global best practices**
- **Deepening integration with results-based planning, budgeting and monitoring and evaluation (M&E) processes in GoJ**
- **Acceptance by IDPs as basis for preparation of country strategy programmes for Jamaica**
- **Alignment with 2030 Agenda and Sustainable Development Goals (SDGs)**
- **Addresses long-term sustainable development challenges including climate change**
- **Highly participatory planning processes**
- **Openness to innovation and improvement**



[www.vision2030.gov.jm](http://www.vision2030.gov.jm)

[www.facebook.com/vision2030ja](https://www.facebook.com/vision2030ja)